


VDM
Orientation
2022 / VDM
Orientación
2022

Friday, July 22, 2022 /
viernes, 22 de julio de 2022

Thank you for being here!
¡Gracias por estar aquí!



“Every child deserves
a champion: an
adult who will
never give up on
them, who understands
the power of connection
and insists they become
the best they can
possibly be.”

- Rita Pierson, Educator

“Cada niño merece un campeón. Un adulto que nunca se dé por vencido con ellos, que comprenda el poder de la conexión e insista en que se conviertan en lo mejor que puedan ser.”

—**Rita Pierson, Educadora**

VDM Principal / *Directora de VDM*

Irene Herrera-Cevallos

(619) 453-9125

irene.herrera-cevallos@sysdschool.org



My Family / Mi familia



x2



Married 30 years to Dr. James Cevallos,
with 3 great kids
James Anthony, 27,
Nicolas 24, and Teresa 22.



VDM Assistant Principal - *Sub Director de VDM*





Matthew Bandy

matthew.bandy@sysdschools.org



The Bandy Family / *La familia Bandy*



Married 11 years to Mayda Bandy,
with 2 awesome kids Charlie 10 and Brooklyn 5

Chef Bandy

VDM NORMS / NORMAS VDM

**Assume positive intent /
Asumir intención positiva**

**Be truthful and speak up
/ Sea sincero y hable**

**Keep it student focused /
Keep it student focused**

**Begin and end on time /
Comenzar y terminar a
tiempo**

**Address conflict head on /
Abordar el conflicto de frente**

**Treat everyone with dignity and respect
/ Tratar a todos con dignidad y respeto.**

VDM Mission Statement

Vista Del Mar Middle School provides students the opportunity to achieve, contribute and strive for excellence.



LA DECLARACIÓN DE LA MISIÓN DE VDM

La escuela de Vista Del Mar proporciona a los estudiantes la oportunidad de lograr, aportar y esforzarse por la excelencia.



VDM Vision Statement



The vision of Vista Del Mar Middle School is to ensure a safe, supportive environment so that all students can reach their full potential. We are committed to providing a rigorous standards-based instructional program that engages students and prepares them to be successful in the path for college and career readiness for the 21st century.

LA DECLARACIÓN DE LA VISION DE VDM



La visión de Vista Del Mar es asegurar un ambiente seguro y de apoyo para que todos los estudiantes puedan alcanzar su máximo potencial. Estamos comprometidos a proporcionar un programa de instrucción riguroso basado en los estándares que involucra a los estudiantes y los prepara para tener éxito en el camino de la universidad y la preparación profesional para el siglo 21.

VDM Office Hours / *Horario de oficina de VDM*

7:30 am - 4:00 pm
(619) 661-6753



Office Staff Emails / Correos electrónicos del personal de la oficina


- **Ms. Cristina d'Oleire**, Administrative Secretary -
cristina.doleire@sysdschools.org
- **Ms. Thanisha Grijalva**, Administrative Clerk - (Records/Transcripts)
thanisha.grijalva@sysdschools.org
- **Ms. Maria Guerra**, Health Clerk (Office/Immunizations, Health Records) -
maria.guerra@sysdschools.org
- **Ms. Nirvana Bustos**, Outreach Consultant (Attendance Issues) -
nirvana.bustos@sysdschools.org
- **Mr. Gustavo Lopez**, Instructional Media Resource Associate (Textbooks &, Computer) - gustavo.lopez@sysdschools.org
- **Ms. Luptia Garcia**, School Guidance Counselor -
lupita.garcia@sysdschools.org
- **Mr. Miguel Aguilera**, School Psychologist -
miguel.aguilera@sysdschools.org



Communication / Comunicación

- **Blackboard (Email used in ParentVue) / Blackboard (correo electrónico utilizado en ParentVue)**
 - **VDM Weekly Newsletter / Boletín semanal de VDM**
 - **District Information / Información del Distrito**
- **VDM Instagram Account - / Cuenta de Instagram VDM -**
 - **Information Only / Sólo información**

- **PeachJar**



Save the date:

Reserva:

- Back to School Night/Title 1 Presentation - / *Noche de Regreso a la Escuela / Presentación del Título 1*
- Thursday, August 4th, 4 pm / *Jueves, 4 de agosto, 4 pm*



Attendance



6th Grade begins promptly at 8:30 am / 6to Grado comienza puntualmente a las 8:30 am

7th and 8th Grade begins promptly at 8:00 AM / 7th and 8th Grade begins promptly at 8:00 AM

First week of school July 25th to 29th - Minimum Days.

- 6th grade dismissal is at 1:15 pm
- 7th & 8th Grades Dismissal is at 12:45 pm

2 week grace period - then 3 tardies = 1 detention

Asistencia



6to Grado comienza puntualmente a las 8:30 am.

Los grados 7 y 8 comienzan puntualmente a las 8:00 am.

Primera semana de clases 25 al 29 de julio - Días Mínimos.

- **La salida de 6to grado es a la 1:15 pm**
- **La salida de los grados 7 y 8 es a las 12:45 pm**

**Período de gracia de 2 semanas - l
uego 3 tardanzas = 1 detención**

Absences - Excused

- Illness, medical appointment or having dental or optometrical services rendered
- Quarantine directed by a county or city health officer Attending funeral services of a member of the pupil's immediate family.
- Holiday or religious ceremony
- Spending time with a member of the pupil's immediate family, who is an active duty member who has been called to duty, is on leave from or has immediately returned from deployment to a combat zone or combat support position.

Ausencias - Justificadas

- *Enfermedad, cita médica o servicios dentales u optométricos.*
- *Cuarentena dirigida por un funcionario de salud del condado o de la ciudad. Asistir a los servicios funerarios de un miembro de la familia inmediata del alumno.*
- *Fiesta o ceremonia religiosa*
- *Pasar tiempo con un miembro de la familia inmediata del alumno, que es un miembro del servicio activo que ha sido llamado al servicio, está de licencia o ha regresado inmediatamente del despliegue a una zona de combate o posición de apoyo de combate.*

Absences - Unexcused

- Family Emergency
- Going out of Town
- Vacations during school days
- Siblings are sick
- Member of the Family is Sick (excludes parents)
- Holiday in Mexico or any other country

Ausencias - Injustificadas

- *Emergencia familiar*
- *Salir de la ciudad*
- *Vacaciones durante los días escolares*
- *Los hermanos están enfermos*
- *El miembro de la familia está enfermo (excluye a los padres)*
- *Vacaciones en México o cualquier otro país*

Unverified Absences / Justificar Ausencias

Call or email the office the same day or 24-48 hours later to verified an absence. / Lleme o envíe un correo electrónico a la oficina el mismo día o de 24 a 48 horas después para justificar una ausencia.




Call the office the same day or 24-48 hours later to verified an absence. / Lleme a la oficina el mismo día o de 24 a 48 horas después para justificar una ausencia.

Independent Study / Estudio independiente

- When students need to be absent, parents can sign an Independent Study Contract. It has to be signed by teachers when the student turn in all missing assignments. / *Cuando los estudiantes necesitan estar ausentes, los padres pueden firmar un Contrato de Estudio Independiente. Tiene que ser firmado por los maestros cuando el estudiante entregue todas las tareas que faltan.*

Drop Off Procedures / Procedimientos de entrega

Please use the drop off area in front of the school. Pull up to the front of the drop off area. / *Utilice el área de entrega frente a la escuela. Deténgase al frente del área de entrega.*




Schedules / Horarios

6th Grade

Schedule: Regular Day

School Begins	8:30 am
Recess 1 :	10:00 – 10:15 am
Recess 2:	10:15 – 10:30 am
6th Lunch:	12:30 - 1:15 pm (45)
Dismissal:	3:00 pm




Schedules / Horarios

7th & 8th Grade

Bell Schedule: Regular Day

Period 1	8:00 am - 8:52 am	(52)
Period 2	8:56 am - 9:48 am	(52)
Period 3	9:52 am - 10:44 am	(52)
7th Lunch	10:44 am - 11:29 am	(45)
8 th Period 4	10:48 am - 11:40 am	(52)
8th Lunch	11:40 am - 12:25 pm	(45)
7 th Period 4	11:33 am - 12: 25 pm	(52)
Period 5	12:29 pm - 1:22 pm	(53)
Period 6	1:26 pm - 2:19 pm	(53)



ParentVue

https://ca-sysd.edupoint.com/pxp2_login.aspx

ParentVUE and StudentVUE Access



I am a parent >



I am a student >

ParentVUE

Web portal where families can view their student's school information

- School site information and contacts
- Class Schedule
- Course History
- Student ID
- Student's Google account is StudentID@sysdschools.org
- parentvue.sysdschools.org
- Login credentials are the same as online registration
- itsupport@sysdschools.org or (619) 454-0897

ParentVUE


Portal web en el que las familias pueden ver la información escolar de sus alumnos

- La información y contactos de la escuela
- Horario de clases
- Historial de cursos
- Identificación del estudiante
- La cuenta de Google del estudiante es StudentID@sysdschools.org
- parentvue.sysdschools.org
- Las credenciales de inicio de sesión son las mismas que las del registro en línea
- itsupport@sysdschools.org o (619) 454-0897

Schedule Changes

No schedule changes the first two weeks of school.

Ningún horario cambia la primeras dos semanas de clases.



Date received in the office: _____
Office Staff Initials: _____

Schedule Change Request Form

All requests for schedule changes must use this form. Schedule changes are subject to class availability. Since some changes require the shifting of other classes it may not be possible to grant the request due to conflicts and/or class size.

Student's Name: _____ Date of Request: _____

Grade: _____ Perm ID: _____

Requested by:

*Student Parent Teacher Admin Other _____

Class to Drop: _____ Period: _____ Teacher: _____

Class to Add: _____ Period: _____ Teacher: _____

Reason for Request (Use the back if you need more space): _____

Name (completing request/please print): _____

Signature: _____

Parent/Guardian approval and signature: _____
(*Required for Student requests)

*****FOR OFFICE USE ONLY*****

Date of Action: _____

Approved Denied

Reason: _____

Signature of Site Administrator _____

Parent was notified: Call Met with parent

Date: _____ Time: _____ Notified by: _____

Uniforms

- Required in all SYSD schools;
 - Grace Period: **July 26 - Aug 13 to allow families sufficient time to purchase uniforms.** T
- If your family needs support for school uniforms, please contact our OutReach ConsultantManager, Ms. Bustos at (619) 661-6753 or nirvana.bustos@sysdschools.org

Uniformes

- Obligatorio en todas las escuelas del SYSD;
 - Período de gracia: **el 26 de Julio al 13 de Agosto** *para que las familias tengan tiempo suficiente para comprar los uniformes.*
- Si su familia necesita ayuda para los uniformes escolares, póngase en contacto con, Sra. Nirvana Bustos en (619) 661-6753
nirvana.bustos@sysdschools.org



Uniforms at Vista Del Mar Middle School

The following uniform attire is acceptable:

Navy blue, light blue, or white polo collared shirt (short or long sleeves with a collar).

Pants, skirts, shorts, skorts, or jumpers must be uniform style and color (Navy blue or Khaki).



The following items are not considered uniform and are not allowed:

Spaghetti straps, crop tops, any color Jeans, torn jeans, sweat pants, stretch pants or leggings, spandex, baggy pants, bell-bottoms, carpenter or cargo styles, hiphuggers, side knee pockets (No emblems, logos, or decorations are allowed), Adidas joggers.



Shorts and skorts must measure (front and back) no shorter than three inches above the knee and no longer than mid-knee.


Skirts and jumpers must measure no shorter than three inches above the knee.

NO head wear shall be worn on campus (ex. Do-rag, hats).

For further information regarding uniforms, please see the office for a detailed version

VDM DRESS CODE /

CÓDIGO DE VESTIR VDM



Information found in the planner and on our school website. Please review with your child. / *Información que se encuentra en el planificador y en el sitio web de nuestra escuela. Por favor revise con su hijo. I*

PE Uniforms

- ❑ PE Uniform Sales - TBD
- ❑ 1st week are minimum days - students do not need PE clothes.
- ❑ Combination locks are provided by school

- T-shirts - \$8
- Shorts - \$8
- Sweats - \$12
- Sweatshirt - \$12

Coach Herrera

- Navy Blue Shorts
- Gray Shirt

Coach Pitts

- Navy Blue or Black Shorts or Sweats
- Gray or Navy Blue Shirt

Uniformes de educación física

- ❑ Venta de uniformes de Educación Física (está por determinar)
 - ❑ Todos los días de la primera semana son de horario reducido- los estudiantes no necesitan uniformes de educación física.
 - ❑ Las cerraduras con combinación son proporcionadas por la escuela.
- Camisetas - \$8
 - Pantalones cortos - \$8
 - Pantalones deportivos - \$12
 - Camisa de entrenamiento- \$12

Coach Herrera

- Pantalones cortos azul marino
- Camisa gris

Coach Pitts

- Pantalones cortos o pantalones de chándal - azules marinos o negros
- Camisa gris o azul marino

Planners, Textbooks & Chromebooks



In Person students

- Distributed at school

Virtual Learning Students

- When textbooks are picked up

Estudiantes en persona

- *Distribuido en la escuela*

Estudiantes de aprendizaje virtual

- *Cuando se recogen los libros de texto.*

OUR VDM
SCHOOL
RULES /

NUESTRAS
REGLAS DE
LA ESCUELA
VDM

B
E
S
A
F
E



B
E
R
E
S
P
O
N
S
I
B
L
E



B
E
R
E
S
P
O
N
S
I
B
L
E






SCHOOL RULES

Three School Rules:

- **Be Respectful** – relates to compliance to teacher requests and positive peer and adult relationships.
- **Be Responsible** – addresses school efforts, such as being ready for class, completing work, and keeping the school and classroom clean and orderly.
- **Be Safe** – implies a feeling of social, emotional, and physical safety and creates a feeling of belonging.

All expectations must be regularly taught and reviewed.

Common Area	Be Respectful!	Be Responsible!	Be Safe!
Cafeteria 	<ul style="list-style-type: none"> • Allow anyone to sit next to you. • Use quiet voices. • Follow adult directions, the first time given. 	<ul style="list-style-type: none"> • Pick up after yourself-around the tray and underneath the table. • Raise your hand to throw trash away or to go to the bathroom. • Get all utensils, milk, etc. when first going through the line. 	<ul style="list-style-type: none"> • Keep food to yourself. • Sit with feet on the floor, bottom on bench, and facing table.
Playground and/or recess 	<ul style="list-style-type: none"> • Play fairly. • Include everyone. • Take turns. 	<ul style="list-style-type: none"> • Use only restrooms located by stairs. • Clean up after yourself. • Return all equipment. • Notify an adult of incidents. • Freeze when the bell rings. 	<ul style="list-style-type: none"> • Walk to and from playground. • Walk to designated line. • Stay within boundaries. • Be aware of activities and games around you. • Eat in designated areas. • Keep your food to yourself.
Passing Areas 	<ul style="list-style-type: none"> • Use quiet voices. • Hold door open for the person behind you. • Keep your hands and feet to yourself. 	<ul style="list-style-type: none"> • Keep areas clean. • Appreciate and respect displayed work. 	<ul style="list-style-type: none"> • Stay on the right side. • Walk at all times. • Wait for the class to enter/exit.

Loss of Privilege (list)

- Poor Grades
- Referrals
- Suspension

Activities

- Dances
- Fall Festival & Other Activities
- 7th SeaWorld Trip
- 7th Picnic
- 8th Knott's Trip
- 8th Grade Dance
- 8th Picnic



Pérdida de privilegios (lista)

- Grados pobres
- Referencias
- Suspensión

Activities

- Danzas
- Festival de otoño y otras actividades
- Séptimo viaje a SeaWorld
- 7mo pícnic
- Octavo viaje de Knott
- Baile de 8vo grado
- 8vo pícnic



Our Support Staff

Counselor, Psychologist, School Site Therapist



Ms. Garcia
Counselor



Mr. Aguilera
School Psychologist



Mr. Shea Prophet
SBCS School Site
Therapist


Talking Room

Conflict Resolution
La resolución de
conflictos

Restorative Practices
Prácticas Restaurativas



Mediation
Mediación





BULLYING: WHAT IS IT?

Bullying is the use of aggression with the intention of hurting another person. It can include:

- Physical violence and attacks
 - Verbal taunts, name-calling, put-downs
 - Threats and intimidation
 - Stealing of money and possessions
 - Exclusion from peer group
-



BULLYING: QUE ES?

'Bullying' es el uso de la agresión con la intención de hacer daño a otra persona.

Puede incluir:

- Violencia física y agresiones
 - Burlas verbales e insultos
 - Amenazas e intimidación
 - Robo de dinero y posesiones
 - Exclusión del grupo de compañeros
-



BULLYING

The intent is to harm. The bullying is done to hurt or harm.

The behavior is repetitive. Bullying is generally a repeated action, but can sometimes be a single incident.

There is an imbalance of power. The notion that the powerful have the right to intimidate the powerless.



BULLYING

La intención es hacer daño. El bullying se hace para herir o dañar.

El comportamiento es repetitivo. El bullying es generalmente una acción repetida, pero a veces puede ser un solo incidente.

Hay un desequilibrio de poder. La noción de que los poderosos tienen derecho a intimidar a los impotentes.



BULLYING VS. CHILDHOOD CONFLICTS

The act is committed by one or more people against another. Bullying can be done by a single person or by a group.

There is real or perceived imbalance of power. A child without power cannot bully.

Power is defined as:

- Intimidation
- Physical strength or
- Social status

**PLEASE STOP
BULLYING NOW!**

**STAND UP &
SPEAK OUT**




BULLYING

- El acto es perpetrado por una o más personas contra otra. El bullying puede ser realizado por una sola persona o por un grupo.
- Hay un desequilibrio de poder real o percibido. Un niño sin poder no puede hacer bullying.
- El poder se define como:
 - Intimidación
 - La fuerza física o
 - Estatus social




Ways to Monitor Your Child's Social Media Use

- Friend them on their accounts.
- Link Their Accounts To Yours.
- Encourage Open Communication.
- Only Allow Social Media On Computers.
- Get an app that allows you to app that allows you to monitor your child's social media use
- Look At Their Social Media History.
- View Their Profile Frequently.



Ways to Monitor Your Child's Social Media Use / Formas de monitorear el uso de las redes sociales de su hijo

- Hazte amigo de ellos en sus cuentas.
- Vincule sus cuentas a las tuyas.
- Fomentar la comunicación abierta.
- Permitir solo las redes sociales en las computadoras.
- Obtenga una aplicación que le permita monitorear el uso de las redes sociales de su hijo.
- Mire su historial de redes sociales.
- Ver su perfil con frecuencia.





Q&A

Preguntas **y** respuestas

**Thank you! /
Gracias**

